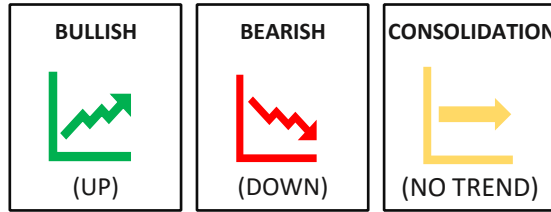


# HOW TO IDENTIFY PROFITABLE AND ROBUST TRENDS?

www.WallStreetCourier.com

## 1. TREND

Use **Trend Indicators** to identify the current price trend of the relevant market



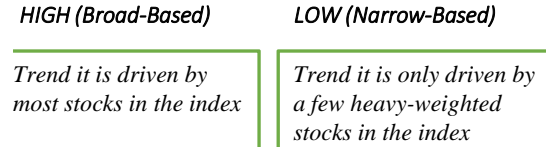
DETERMINE THE CURRENT TREND STATUS



To measure if the trend is robust further analysis is needed

## 2. TREND QUALITY

Use **Trend Quality Indicators** to measure how many stocks are participating in the trend

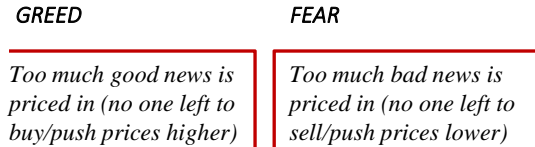


Any consolidation is just a breather in an existing trend

Consolidations are tipping points for stronger trend reversals

## 3. SENTIMENT

Use **Sentiment Indicators** to identify greed & fear (among Dumb and Smart Money)



Any consolidation is just a breather in an existing trend

Consolidations are tipping points for stronger trend reversals

## 4. MARKET HEALTH (SIGNAL AGGREGATION)

Aggregate signals of trend, trend quality and sentiment into Market Health Indicators to measure the underlying trend strength

### Short-Term Market Health

% of positive signals from short-term trend, trend quality and sentiment indicators

### Mid-Term Market Health

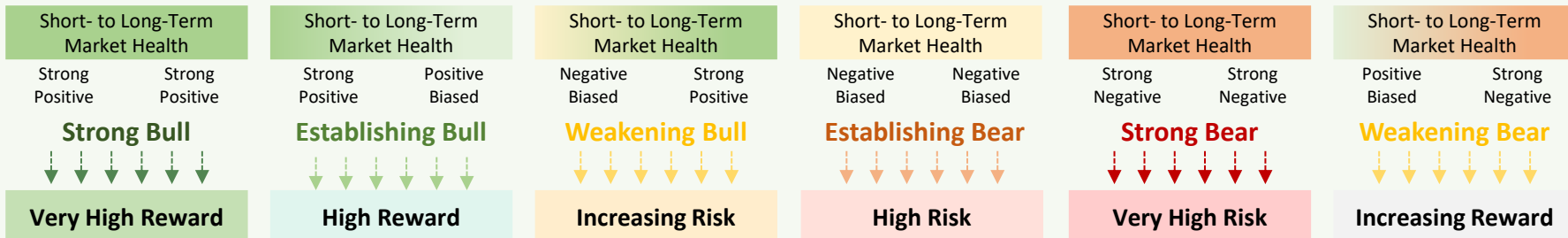
% of positive signals from mid-term trend, trend quality and sentiment indicators

### Long-Term Market Health

% of positive signals from long-term trend, trend quality and sentiment indicators

## 5. CLASSIFYING TRENDS INTO MARKET REGIMES

Classifying signal strength of Short- to Long-Term Market Health Indicators into pre-defined Market Regimes



# WSC TREND RESEARCH

### Market Indicators

- Predictive and proprietary indicators for 28 markets and sectors
- Covering Trend, Trend Quality and Sentiment (including the famous Smart Money Flow Index)
- Interactive charts for detailed track record analysis

### Market Health Analysis

- Interactive Short-, Mid- and Long-Term Market Health Indicators for 28 markets and sectors
- Indicator Dashboard
- Interactive Indicator Signal Flowchart
- Detailed Market Health Breakdowns

### Market Regime Identification

- Market Regime Gauges for 28 markets and sectors
- Market Regime Weather Map

### Market Regime Research

- Weekly Trend Reports for 28 markets and sectors
- Top-Down Market Regime Analysis

### Market Regime Statistics

- Detailed Risk-/Reward Statistics including Win-Ratios, Up/Down Days etc. for all markets and sectors